

**PLEASE CHECK WWW.MOLEX.COM FOR LATEST PART INFORMATION**

**Part Number:** [0510671400](#)  
**Status:** **Active**  
**Description:** 3.50mm (.138") Pitch Wire-to-Wire and Wire-to-Board Housing, Positive Lock, 14 Circuits

**Documents:**

<a href="#">3D Model</a>	<a href="#">Product Specification PS-51067-016 (PDF)</a>
<a href="#">Drawing (PDF)</a>	<a href="#">Product Specification PS-51067-017 (PDF)</a>
<a href="#">Product Specification PS-51067-002 (PDF)</a>	<a href="#">Product Specification PS-51067-018 (PDF)</a>
<a href="#">Product Specification PS-51067-003 (PDF)</a>	<a href="#">Product Specification PS-51067-019 (PDF)</a>
<a href="#">Product Specification PS-51067-004 (PDF)</a>	<a href="#">Product Specification PS-51067-020 (PDF)</a>
<a href="#">Product Specification PS-51067-005 (PDF)</a>	<a href="#">Product Specification PS-51067-022 (PDF)</a>
<a href="#">Product Specification PS-51067-006 (PDF)</a>	<a href="#">Product Specification PS-51067-023 (PDF)</a>
<a href="#">Product Specification PS-51067-007 (PDF)</a>	<a href="#">RoHS Certificate of Compliance (PDF)</a>
<a href="#">Product Specification PS-51067-008 (PDF)</a>	

**Agency Certification**

CSA	LR19980
UL	E29179

**General**

Product Family	Crimp Housings
Series	<a href="#">51067</a>
Product Name	N/A

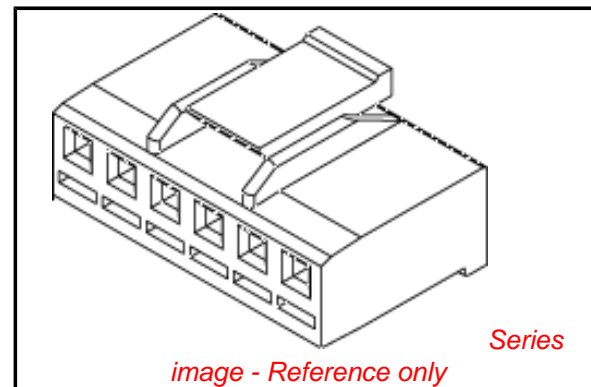
**Physical**

Circuits (maximum)	14
Color - Resin	Natural
Flammability	94V-0
Gender	Female
Glow-Wire Compliant	No
Material - Resin	Polyester
Number of Rows	1
Packaging Type	Bag
Panel Mount	No
Pitch - Mating Interface (in)	0.138 In
Pitch - Mating Interface (mm)	3.50 mm
Stackable	No
Temperature Range - Operating	-40°C to +105°C

**Material Info**

**Reference - Drawing Numbers**

Packaging Specification	SPK-51067-001
Product Specification	PS-51067-002, PS-51067-003, PS-51067-004, PS-51067-005, PS-51067-006, PS-51067-007, PS-51067-008, PS-51067-016, PS-51067-017, PS-51067-018, PS-51067-019, PS-51067-020, PS-51067-022, PS-51067-023, RPS-51067-001, RPS-51067-002, RPS-51067-003, RPS-51067-006, RPS-51067-007, RPS-51067-008, RPS-51067-020, RPS-51067-021, RPS-51067-022, RPS-51067-023, RPS-51067-024, RPS-51067-025, RPS-51067-027, RPS-51067-028, RPS-51067-030, RPS-51067-031, RPS-51067-033, RPS-51067-034, RPS-51067-035, RPS-51067-036, RPS-51067-037, RPS-51067-039, RPS-51067-040, RPS-51067-041



**EU RoHS**

**ELV and RoHS Compliant**  
**REACH SVHC**  
 Not Reviewed  
**Halogen-Free Status**  
 Not Reviewed

**China RoHS**



**Need more information on product environmental compliance?**

Email [productcompliance@molex.com](mailto:productcompliance@molex.com)  
 For a multiple part number RoHS Certificate of Compliance, [click here](#)

Please visit the [Contact Us](#) section for any non-product compliance questions.

**Search Parts in this Series**

[51067Series](#)

**Mates With**

[51114](#) , [53258](#) , [53259](#) , [53265](#) , [53266](#)

**Use With**

[50217](#) Crimp Terminals

This document was generated on 06/07/2010

**PLEASE CHECK [WWW.MOLEX.COM](http://WWW.MOLEX.COM) FOR LATEST PART INFORMATION**

E

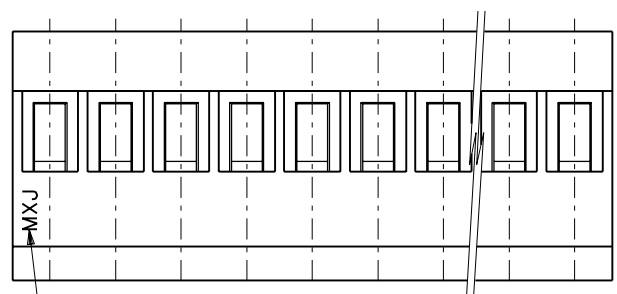
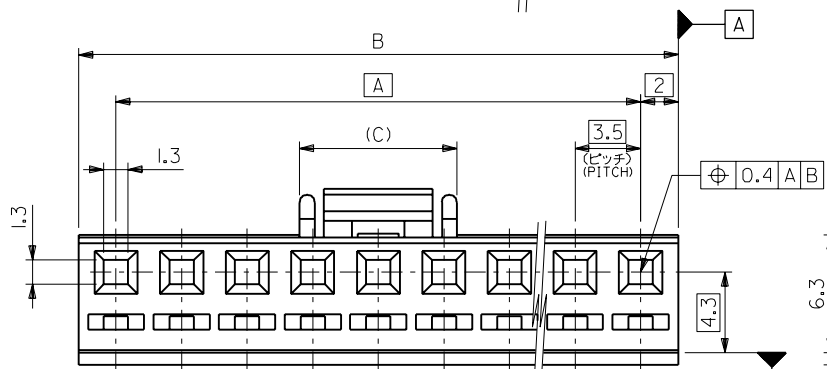
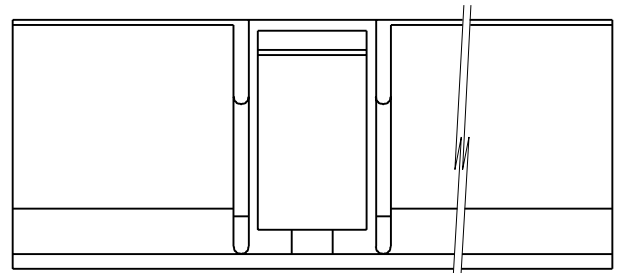
D

C

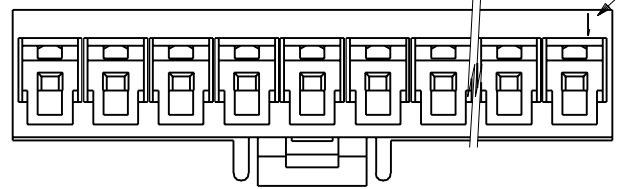
B

A

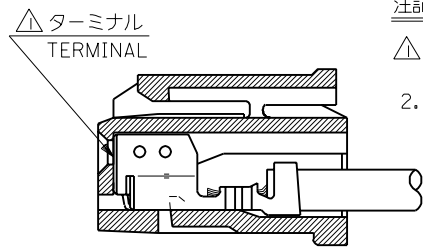
MM DIMENSIONS IN METRIC DO NOT SCALE DRAWING



トレードマーク  
TRADE MARK



回路番号  
CIRCUIT NO.



△ターミナル  
TERMINAL

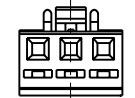
ターミナル装着状態図  
TERMINAL ASSEMBLY DRAWING

注記 NOTES

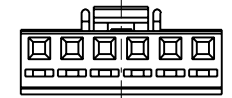
- △ 適合ターミナル: 50217-\*\*\*\*  
APPLICABLE TERMINAL : 50217-\*\*\*\*
- 2. 嵌合相手: 53258,53265,53259,53266 シリーズ  
MATE WITH : 53258,53265,53259,53266 SERIES



2極に適用  
APPLY FOR 2 CKTS.



3極に適用  
APPLY FOR 3 CKTS.



4極以上の偶数極に適用  
APPLY FOR EVEN OF 4 CKTS. OVER

8.4	53.0	49.0	51067-1500	15	
	49.5	45.5	-1400	14	
	46.0	42.0	-1300	13	
	42.5	38.5	-1200	12	
	39.0	35.0	-1100	11	
	35.5	31.5	-1000	10	
	32.0	28.0	-0900	9	
	28.5	24.5	-0800	8	
	25.0	21.0	-0700	7	
	21.5	17.5	-0600	6	
	18.0	14.0	-0500	5	
	8.4	14.5	10.5	-0400	4
	5.8	11.0	7.0	-0300	3
	5.8	7.5	3.5	51067-0200	2
(C)	B	A	ENG. NO.	CKT. 極数	

角度 ANGLE	±3°	C	変更 REVISED (J40647)	M.S	'94/8/18
30以上 OVER	+0.3	B	変更 REVISED (J30484)	M.F.H.H	'93/5/18
10以上 30未満 OVER UNDER	+0.25	A	変更 REVISED (J00226)	M.F.H.H	'90-2-28
10未満 UNDER	+0.2	O	新規作成 PROPOSED (J91079)	M.F.H.H	'89-12-19
一般公差 GENERAL TOLERANCES		記号 LTR	変更内容 REVISION RECORD	DR. CHK.	日付 DATE

材料 MATERIAL	PBT,UL94V-0
仕上げ FINISH	—#
適用電線範囲 WIRE RANGE	—#
被覆外径 INS. RANGE	—#
DRAWN BY '89-12-19	CHK'D BY '94/8/18
K.KASAKAWA	H.HIRAMOTO
APP'D BY '94/8/18	尺度
M.FUKUSHIMA	—#

MOLEX-JAPAN CO.,LTD. 日本モレックス株式会社	
REVISE ONLY ON CAD SYSTEM	
TITLE 名称 3.5 WIRE TO BOARD CONN. RECEPTACLE HOUSING	
DWG. NO.	REV
SD-51067-**-00	C